

Read It Again

*Kindergarten* **Q!**


Materials

# “EE” Picture Cards


## Lesson 2




tree



pea




key



bee




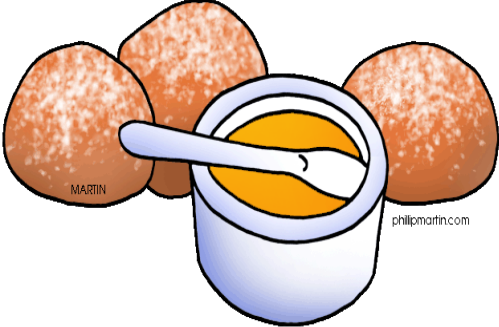
© Phillip Martin 2005 – 2015. All rights reserved.

**Colour Cards**  
Lesson 3, 29, 31



# “UN” Picture Cards

## Lesson 4

 <p>philipmartin.info</p> <p>sun</p>	 <p>philipmartin.info</p> <p>one</p>
 <p>philipmartin.info</p> <p>run</p>	 <p>philipmartin.com</p> <p>bun</p>

© Phillip Martin 2005 – 2015. All rights reserved.

# “IE” Picture Cards

## Lesson 4

 <p>phillipmartin.info</p> <p>cry</p>	 <p>tie</p>
 <p>fly</p>	 <p>MARTIN</p> <p>shy</p>

© Phillip Martin 2005 – 2015. All rights reserved.

# “AW” Picture Cards

## Lesson 6




paw




phillipmartin.info

four



door







saw

© Phillip Martin 2005 – 2015. All rights reserved

# “IG” and “OUSE” Picture Cards

## Lesson 6

 <p>dig</p>	 <p>pig</p>
 <p>mouse</p>	 <p>house</p>

© Phillip Martin 2005 – 2015. All rights reserved

# “AT” Picture Cards

## Lesson 8



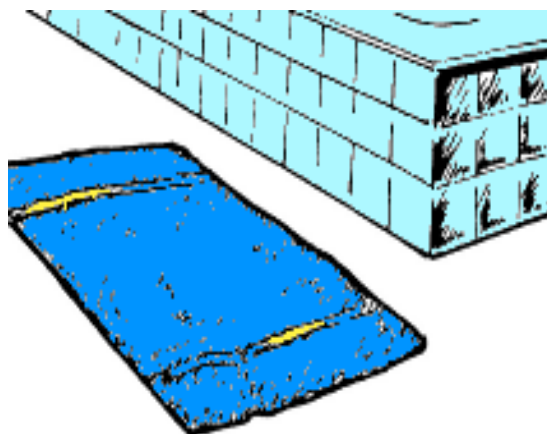
cat



hat



bat



mat

© Phillip Martin 2005 – 2015. All rights reserved



# “OX” Picture Cards


## Lesson 8

 <p>philipmartin.info</p> <p>fox</p>	 <p>philipmartin.info</p> <p>rocks</p>
 <p>socks</p>	 <p>box</p>

© Phillip Martin 2005 – 2015. All rights reserved

# “ED” Picture Cards

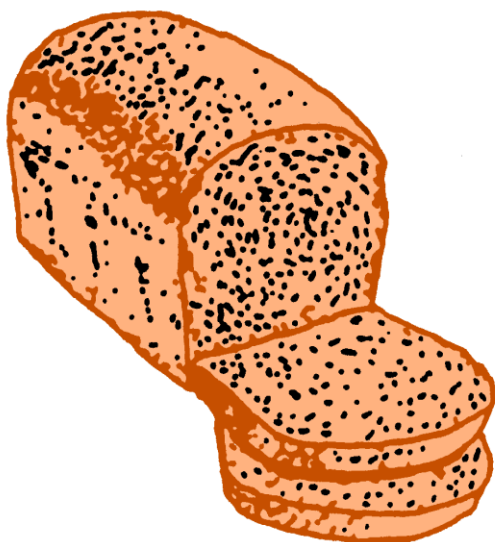
## Lesson 10




red



bed




bread



sled

# “OG” and “EAR” Picture Cards

## Lesson 10



frog

dog

bear

pear

© Phillip Martin 2005 – 2015. All rights reserved

Materials

Read It Again – Kindergarten*Q!*

**Name Cards**  
(make one for each child)  
Lessons 21, 23, 25, 27


**Uppercase Letter Cards**  
(one for each beginning letter of the children's names)  
Lesson 23


# /f/ Picture Cards

Lessons 26, 30, 32




phillipmartin.info


five



fork



phone



fish

© Phillip Martin 2005 – 2015. All rights reserved


# /m/ Picture Cards

Lessons 26, 30, 32

 <p>mouse</p> <p>phillipmartin.info</p>	 <p>moose</p>
 <p>map</p> <p>phillipmartin.info</p>	 <p>milk</p> <p>phillipmartin.com</p>

© Phillip Martin 2005 – 2015. All rights reserved


**Letter 'G' Cards**  
**Lesson 27**





# Picture Number Cards

Lessons 27



© Phillip Martin 2005 – 2015. All rights reserved

Materials





Read It Again – Kindergarten!

**Number Cards**  
Lessons 27, 31

<b>1</b>	<b>2</b>
<b>3</b>	<b>4</b>
<b>5</b>	

# /s/ Picture Cards




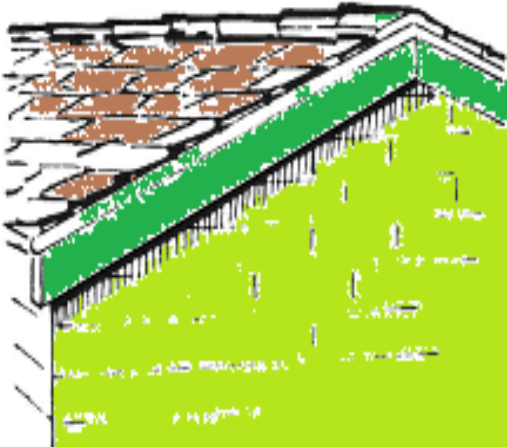
Lessons 28, 30, 32

 <p>sailboat</p>	 <p>six</p>
 <p>sun</p>	 <p>sand</p>

© Phillip Martin 2005 – 2015. All rights reserved

# /w/ Picture Cards

Lessons 28, 30, 32

 <p>A cartoon illustration of a man in a yellow sweater and blue pants walking alongside a smaller boy in a green shirt and blue pants with a red backpack. They are both walking to the right.</p> <p>walk</p>	 <p>A purple dragon with blue spikes and a yellow number '1' on its back. The dragon is facing left. The name 'MARTIN' is written above the number and 'phillipmartin.info' is written below the dragon.</p> <p>one</p>
 <p>A cartoon illustration of a boy in green shorts surfing on a large blue wave. The boy is leaning forward on his surfboard.</p> <p>wave</p>	 <p>A 3D illustration of a brick wall with a green base and a brown top. The wall is shown from a perspective view.</p> <p>wall</p>

© Phillip Martin 2005 – 2015. All rights reserved

# Picture Number and Colour Cards

Lesson 31

