

# Read It Again

## *FoundationQ!*

# Materials

## Character Cards

Lesson 2: Which words sound the same?

Lesson 4: Who is in the story?


Lesson 6: Can you hear the rhymes?

Lesson 8: What happened in this story?

Lesson 26: Who and where?

Lesson 28: Say it!

Lesson 30: Tell me a story.



## Setting Cards

Lesson 2: Which words sound the same?

Lesson 4: Who is in the story?

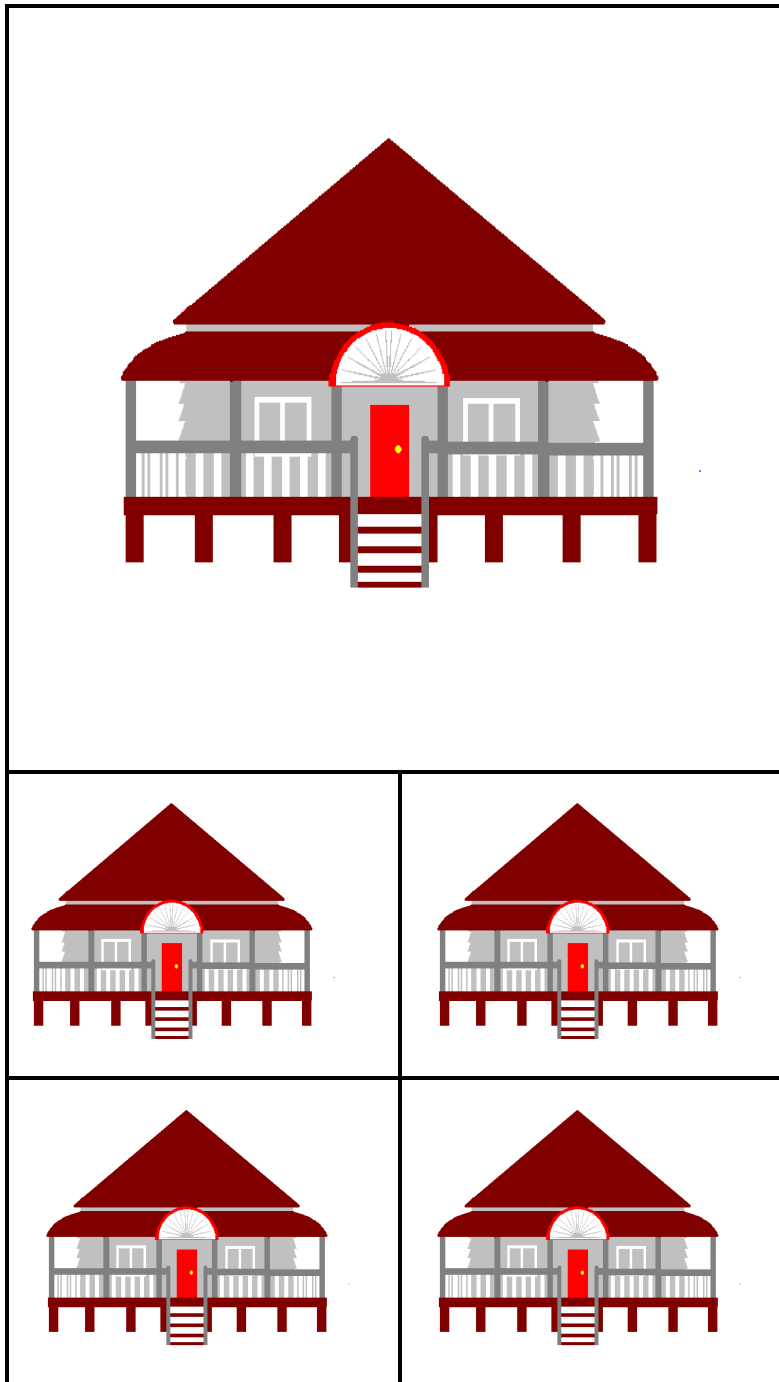
Lesson 6: Can you hear the rhymes?

Lesson 8: What happened in this story?

Lesson 26: Who and where?

Lesson 28: Say it!

Lesson 30: Tell me a story.




## “og” Picture Cards

Lesson 2: Which words sound the same?

Lesson 4: Who is in the story?

Lesson 6: Can you hear the rhymes?



phillipmartin.com

dog



phillipmartin.com

frog



phillipmartin.info

jog



phillipmartin.info

log

© Phillip Martin 2005 – 2012. All rights reserved.

**“oose” Picture Cards**  
**Lesson 4: Who is in the story?**




juice



moose




Bruce



goose

## “ake” Picture Cards

Lesson 6: Can you hear the rhymes?  
Lesson 8: What happened in this story?



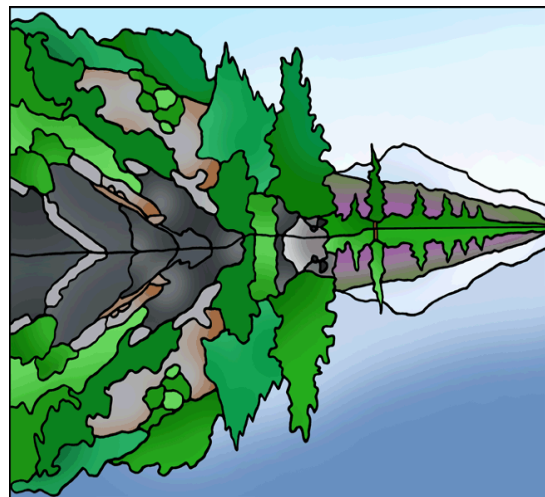
snake



cake



rake




lake

© Phillip Martin 2005 – 2012. All rights reserved

## “ig” Picture Cards


Lesson 6: Can you hear the rhymes?  
Lesson 8: What happened in this story?



© Phillip Martin 2005 – 2012. All rights reserved

## “kick off” Cards

Lesson 10: More syllables!  
Lesson 12: Story kick-off.  
Lesson 14: Let’s put it together.  
Lesson 16: Let’s get started.





## Name Cards

Lesson 13: Let's think!

Lesson 15: What letters are in your name?

Lesson 17: Before and after.

|  |  |
|--|--|
|  |  |
|  |  |
|  |  |
|  |  |

## Picture Cards


Lesson 20: Does it sound the same?  
Lesson 24: Starting out the same or different.  
Lesson 28: Say it!



shoes



shop



philipmartin.info

sheep







philipmartin.com

ship

© Phillip Martin 2005 – 2012. All rights reserved

## Picture Cards

Lesson 20: Does it sound the same?  
Lesson 24: Starting out the same or different.  
Lesson 28: Say it!

|   |   |
|---|---|
|  <p>MARTIN</p> <p>cup</p>                           |  <p>MARTIN</p> <p>philipmartin.info</p> <p>koala</p> |
|  <p>Martin</p> <p>philipmartin.info</p> <p>cat</p> |  <p>MARTIN</p> <p>philipmartin.com</p> <p>cape</p>  |


© Phillip Martin 2005 – 2012. All rights reserved

## Picture Cards

Lesson 22: Cool cuts.

Lesson 24: Starting out the same or different.

Lesson 28: Say it!







© Phillip Martin 2005 – 2012. All rights reserved

## Picture Cards

Lesson 22: Cool cuts.

Lesson 24: Starting out the same or different.

Lesson 28: Say it!

|   |  |
|---|--|
|  <p>phillipmartin.info</p> <p>duck</p> |  <p>phillipmartin.info</p> <p>dolphin</p> |
|  <p>phillipmartin.com</p> <p>dog</p> |  <p>phillipmartin.com</p> <p>dive</p>    |

© Phillip Martin 2005 – 2012. All rights reserved

## Picture Cards

Lesson 24: Starting out the same or different.

Lesson 28: Say it!



lizard



ladybug



lion



lips

© Phillip Martin 2005 – 2012. All rights reserved

## Picture Cards

Lesson 24: Starting out the same or different.

Lesson 28: Say it!



philipmartin.info

rock



philipmartin.info

read



philipmartin.info

rainbow

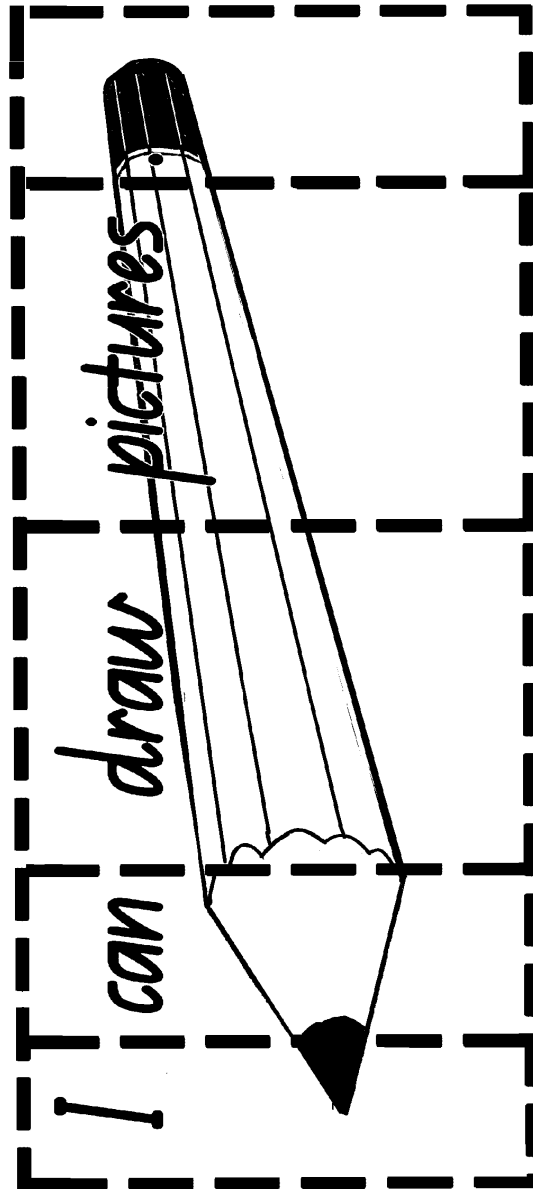


philipmartin.info

river

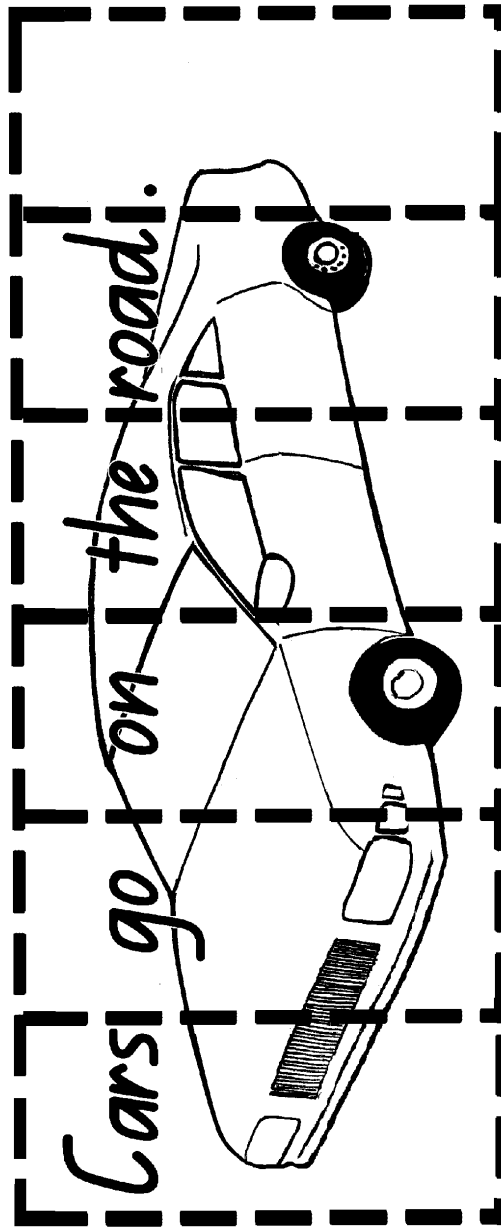
© Phillip Martin 2005 – 2012. All rights reserved

**Sentence Cut-outs**  
**Lesson 33: What does it mean?**

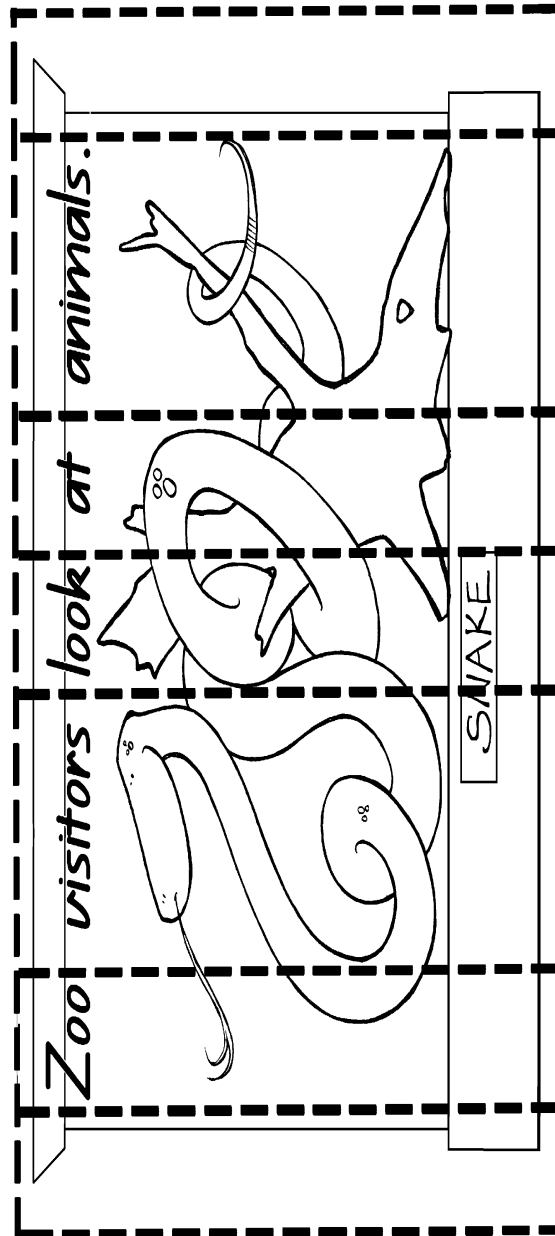




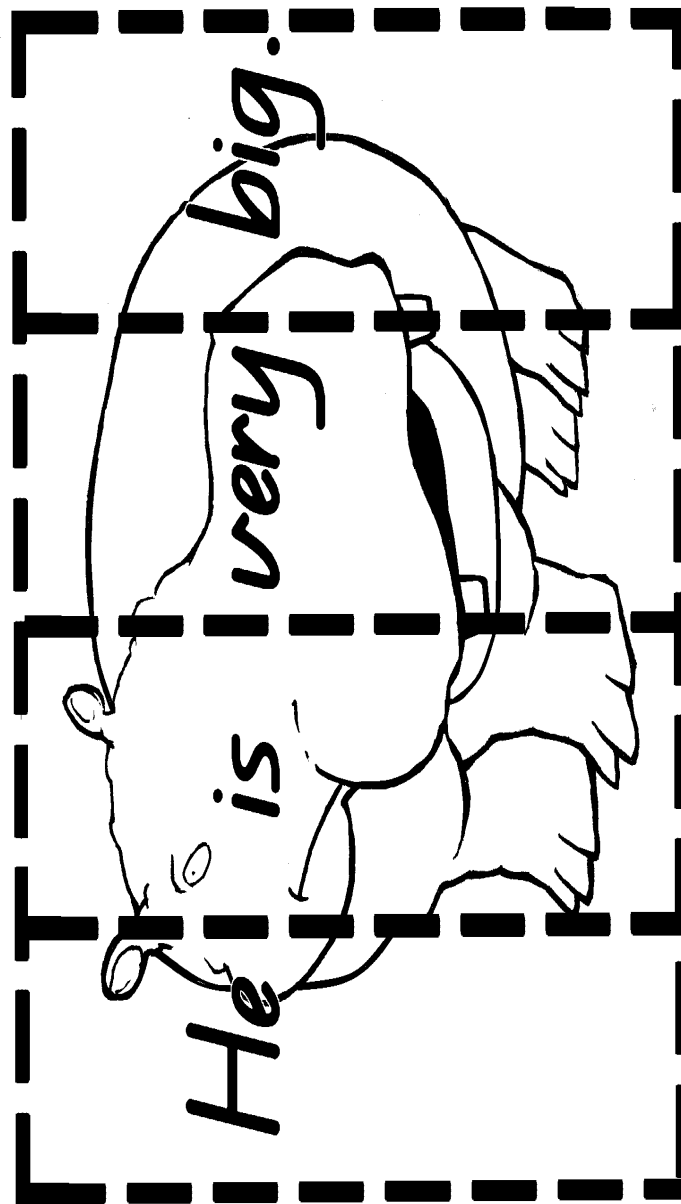
**Sentence Cut-outs**  
**Lesson 33: What does it mean?**







**Sentence Cut-outs**  
**Lesson 33: What does it mean?**



Sentence Cut-outs  
Lesson 33: What does it mean?



**Picture Cards**  
**Lesson 34: Man-ip-u-la-tion!**  
**Lesson 42: Building words.**

|   |  |
|---|--|
|  <p>philipmartin.info</p> <p>hippopotamus</p> |  <p>television</p> |
|  <p>philipmartin.info</p> <p>tomato</p>      |  <p>bicycle</p>  |

© Phillip Martin 2005 – 2012. All rights reserved

## Picture Cards

Lesson 34: Man-ip-u-la-tion!

Lesson 42: Building words.



bathtub



honey



bandage



grandfather

© Phillip Martin 2005 – 2012. All rights reserved

**Letter Cards and Rime Chunks**

Lesson 35: Keep on tracking!





Lesson 39: Magic chunks.

|   |   |    |    |
|---|---|----|----|
| b | n | m  | t  |
| h | l | s  | j  |
| r | p | ch | sh |

|    |     |    |     |
|----|-----|----|-----|
| ip | and | ay | in  |
| op | ake | at | ill |

# Picture Cards

## Lesson 36: What was that noise?

|  |   |
|--|---|
|  <p>philipmartin.info</p> <p>fox</p>                     |  <p>philipmartin.info</p> <p>monkey</p>     |
|  <p>MARTIN</p> <p>philipmartin.info</p> <p>elephant</p> |  <p>philipmartin.com</p> <p>alligator</p> |

© Phillip Martin 2005 – 2012. All rights reserved

## Picture Cards

### Lesson 36: What was that noise?



© Phillip Martin 2005 – 2012. All rights reserved



**Sentence strips**  
**Lesson 37: Feeling fearless.**

Fearless likes bones.

fearless likes bones

**Sentence strips**  
**Lesson 37: Feeling fearless.**



Blank rectangular box for handwriting practice.

*the robber wore a mask*

Blank rectangular box for handwriting practice.


*bulldogs have big heads*

**Sentence Strips**  
**Lesson 37: Feeling fearless.**



# Picture Cards

## Lesson 38: Say it! Say it again!



nervous



biscuit



children


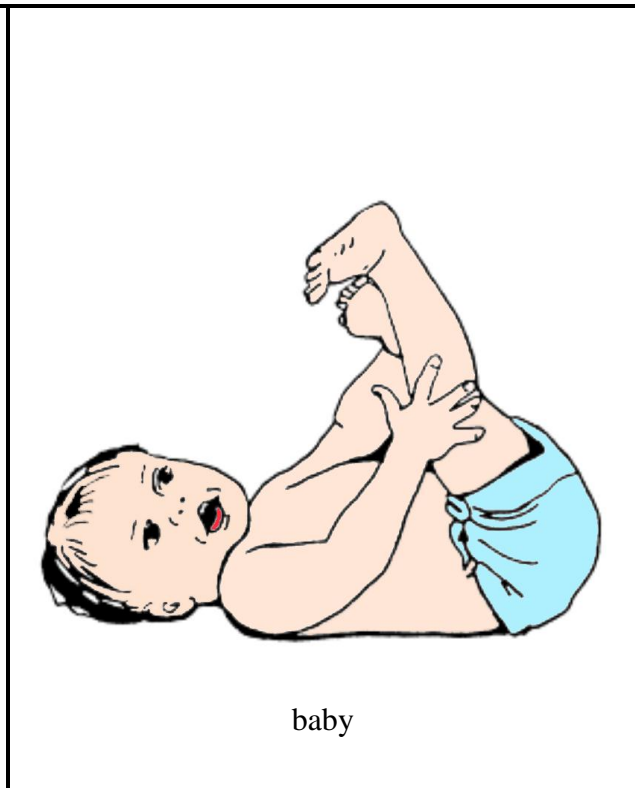


dinner

© Phillip Martin 2005 – 2012. All rights reserved

# Picture Cards

## Lesson 38: Say it! Say it again!



© Phillip Martin 2005 – 2012. All rights reserved

**Word Cards****Lesson 41: What's the time Mr. Hippopotamus?****Lesson 47: Look at that!****Lesson 55: Word categories.****Lesson 57: Make believe is fun.****Lesson 59: The word on reading.**

|              |              |
|--------------|--------------|
| <i>I</i>     | <i>look</i>  |
| <i>Mummy</i> | <i>Daddy</i> |
| <i>he</i>    | <i>on</i>    |

**Sentence strips**

**Lesson 41: What's the time Mr. Hippopotamus?**

*I eat sandwiches.*

*Zoo visitors look at animals.*

*My daddy went to work.*

## Sentence strips

### Lesson 41: What's the time Mr. Hippopotamus?

Mummy read me a book.

He is very big.

The hippopotamus is on the roof.



## “Max”

Lesson 42: Building Words

Lesson 44: Tell me your story.

Lesson 46: What’s on the end?

Lesson 48: What’s your story?

Lesson 50: Stretch the word.

Lesson 52: A busy day.

Lesson 54: Where did that sound go?




phillipmartin.info


© Phillip Martin 2005 – 2012. All rights reserved

# Picture Cards


## Lesson 43: See it! Say it!




philipmartin.com




philipmartin.com



philipmartin.com



philipmartin.com



philipmartin.com



philipmartin.com

**Word Cards****Lesson 45: Keep them safe.****Lesson 55: Word categories.****Lesson 57: Make believe is fun.****Lesson 59: The word on reading.***said**big**little**and**went**she*

**Paw Print**  
Lesson 45: Keep them safe.



**Word cards and sentence strip**

**Lesson 47: Look at that!**

**Lesson 55: Word categories.**

**Lesson 57: Make believe is fun.**

**Lesson 59: The word on reading.**

|           |            |
|-----------|------------|
| <i>at</i> | <i>the</i> |
|-----------|------------|


*Look at the*

# Picture Cards

## Lesson 47: Look at that!



hats



ball






bucket



sandcastle

© Phillip Martin 2005 – 2012. All rights reserved

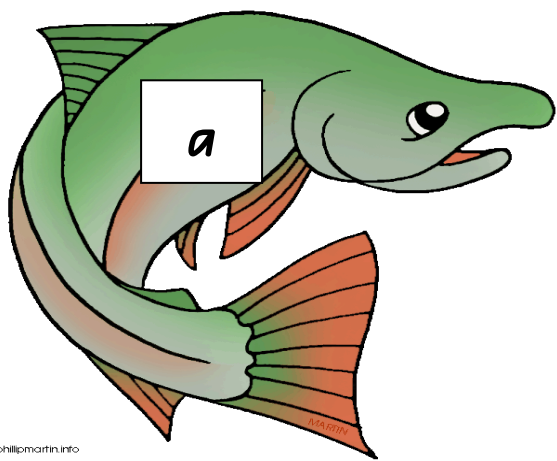




**Picture Cards**  
**Lesson 47: Look at that!**



© Phillip Martin 2005 – 2012. All rights reserved

# Picture Cards

## Lesson 48: What's your story?

|  |  |
|--|--|
|  <p>phillipmartin.info</p>  |  <p>phillipmartin.info</p>   |
|  <p>phillipmartin.info</p> |  <p>phillipmartin.info</p>  |
|  |  <p>phillipmartin.info</p> |



**Word Cards****Lesson 49: What does it mean?****Lesson 55: Word categories.****Lesson 57: Make believe is fun.****Lesson 59: The word on reading.***not**too**cried**can**she*

**Word Cards****Lesson 51: Label it!****Lesson 55: Word categories.****Lesson 57: Make believe is fun.****Lesson 59: The word on reading***dog**mother**tree**car**bed**tap**bus**water*

**Word Cards****Lesson 53: Let's celebrate!****Lesson 55: Word categories.****Lesson 57: Make believe is fun.****Lesson 59: The word on reading.***but**down**going**here**home*

Sentence strips  
Lesson 53: Let's celebrate!

In the beginning, the ducks  
were \_\_\_\_\_ for a walk.

Alexander fell deep \_\_\_\_\_  
in the earth.

**Sentence strips**  
**Lesson 53: Let's celebrate!**

They all looked for Alexander  
\_\_\_\_\_ they couldn't find him.

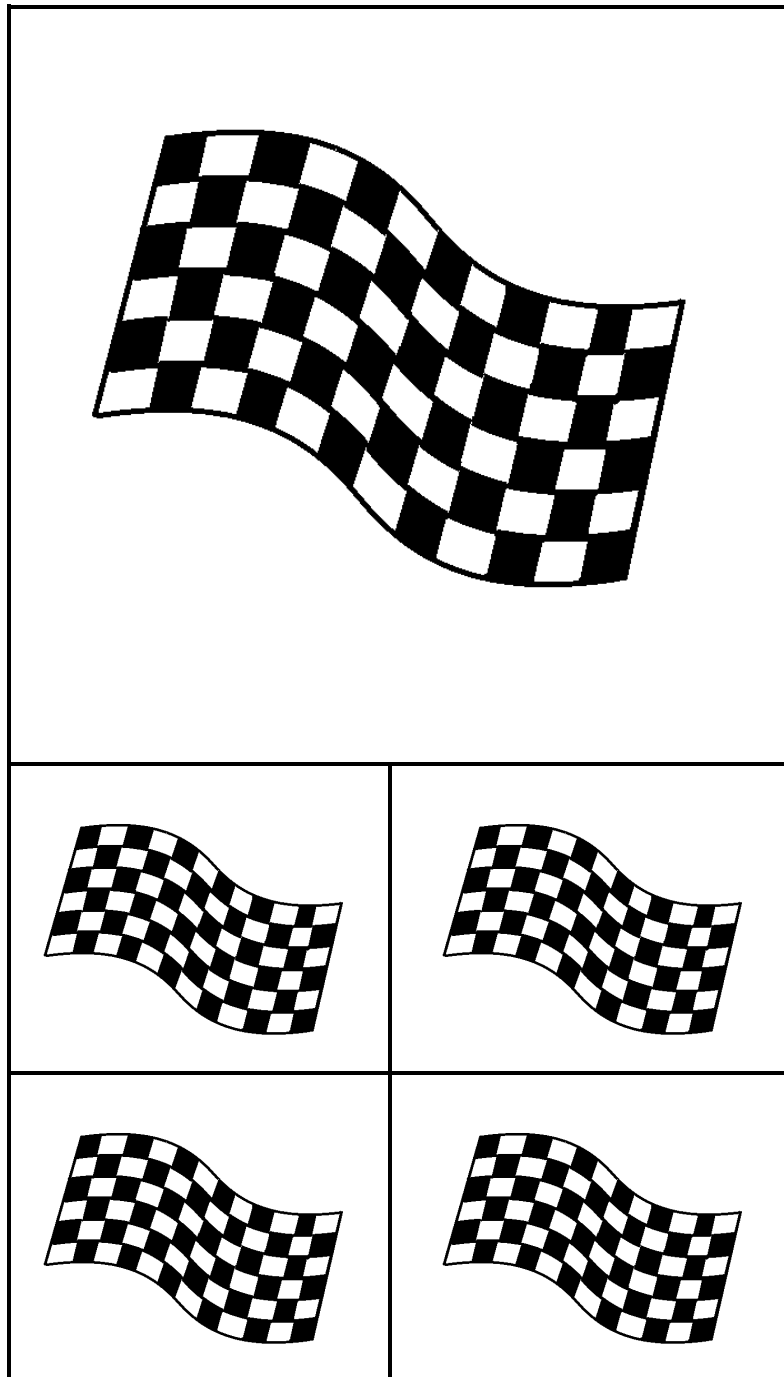
“Come \_\_\_\_\_ and help”  
they called to the policeman.

**Sentence strips**  
**Lesson 53: Let's celebrate!**

The ducks got safely  
\_\_\_\_\_ in time for tea.

**“finish flag”**

**Lesson 56: Wave the flag!**  
**Lesson 58: Swap that sound.**  
**Lesson 60: The end.**



**WHERE IS THAT DUCK?**  
Lesson 59: The word on reading.

